



U.S. Department
of Transportation

**National Highway
Traffic Safety
Administration**

400 Seventh Street, S.W.
Washington, D.C. 20590

Dear Crash Data Researchers/Users:

Thank you for choosing crash data from the National Highway Traffic Safety Administration (NHTSA) for your research or other use. The information contained in this motor vehicle crash report is collected, maintained and distributed in accordance with Public Law 89-564. In accordance with this Public Law, NHTSA is required not to release any case information until completion of quality control procedures. These procedures include a review of the case material to extract all names, licenses and registration numbers, non-coded interview material, non-research related researcher comments in the margins, non-factual data, and the production number portion of the vehicle identification number (VIN).

If you requested NHTSA to query its database files in order to identify a specific crash, then that query was made using non-personal descriptors you provided for use in our search. This motor vehicle crash may have been identified from a data search and matches the general, non-personal descriptors you provided, but we cannot confirm that this is the specific crash report you requested.

If you have any questions with regard to the above procedures, please contact the Field Operations Branch, Crash Investigation Division, National Center for Statistics and Analysis at 202-366-4820. Again, please be advised that we cannot confirm that this is the case that you have specifically requested nor can we certify the information to be correct.

*** **



AUTO SAFETY HOTLINE
(800) 424-9393
Wash. D.C. Area 366-0123



PSU 82 CASE NO. 628 P TYPE OF ACCIDENT COMPACT UTILITY/PEDESTRIAN IN ROADWAY

A. DESCRIPTION OF THE ACCIDENT SEQUENCE AND ACCIDENT PECULIARITIES

(Provide a summary of the accident sequence as well as any particular event of the accident that is noteworthy. Pedestrian injury mechanism and vehicle interaction is the focus, not pedestrian or driver culpability. Do not include any personal identifiers.)

Vehicle #1 was southbound in lane 2 of a 7-lane divided roadway with only 6 lanes available for traffic during the time of the accident. A bus ahead of Vehicle #1 had already pulled over to the curb lane where the pedestrian had alighted and walked around the front of the bus and stepped out eastbound into the lane of travel of Vehicle #1. The driver reacted immediately at impact by locking of the brakes. The pedestrian was struck and wrapped, carried and slid to the windshield before being thrown forward of Vehicle #1. The pedestrian slid and rolled to final rest with head to the ~~east~~^{west}. Driver of Vehicle #1 stopped in lane 2.

B. PEDESTRIAN PROFILE

Pedestrian No.	Age	Sex	Treatment/Mortality	Most Severe Injury (TO BE COMPLETED BY ZONE CENTER)			
				Body Region	Ana. Struc.	AIS	Injury Source
01	46	Male	Hospitalized	Pelvis	Skeletal	3	Hood edge

Body Region	Type of Anatomic Structure	Abbreviated Injury Scale
Head	Whole Area	(1) Minor injury
Face	Vessels	(2) Moderate injury
Throat	Nerves	(3) Serious injury
Chest	Organs	(4) Severe injury
Abdomen/Pelvis	Skeletal	(5) Critical injury
Spine	Head-LOC	(6) Maximum (untreatable)
Upper Extremity	Skin-Burn	(7) Injured, unknown severity
Lower Extremity	Skin-Other	
External		

C. VEHICLE PROFILE

Vehicle No.	Class of Vehicle	Year/Make/Model	Most Severe Damage Based on Vehicle Inspection	
			Damage Plane	Damage Description
01	Compact utility	95/Jeep/Cherokee Sport 4 x 4	Front	Moderate - small & large dents - smears, scuffs

DO NOT SANITIZE THIS FORM



PEDESTRIAN ACCIDENT COLLISION MEASUREMENT TABLE

Primary Sampling Unit Number 82 Case Number-Stratum 628P

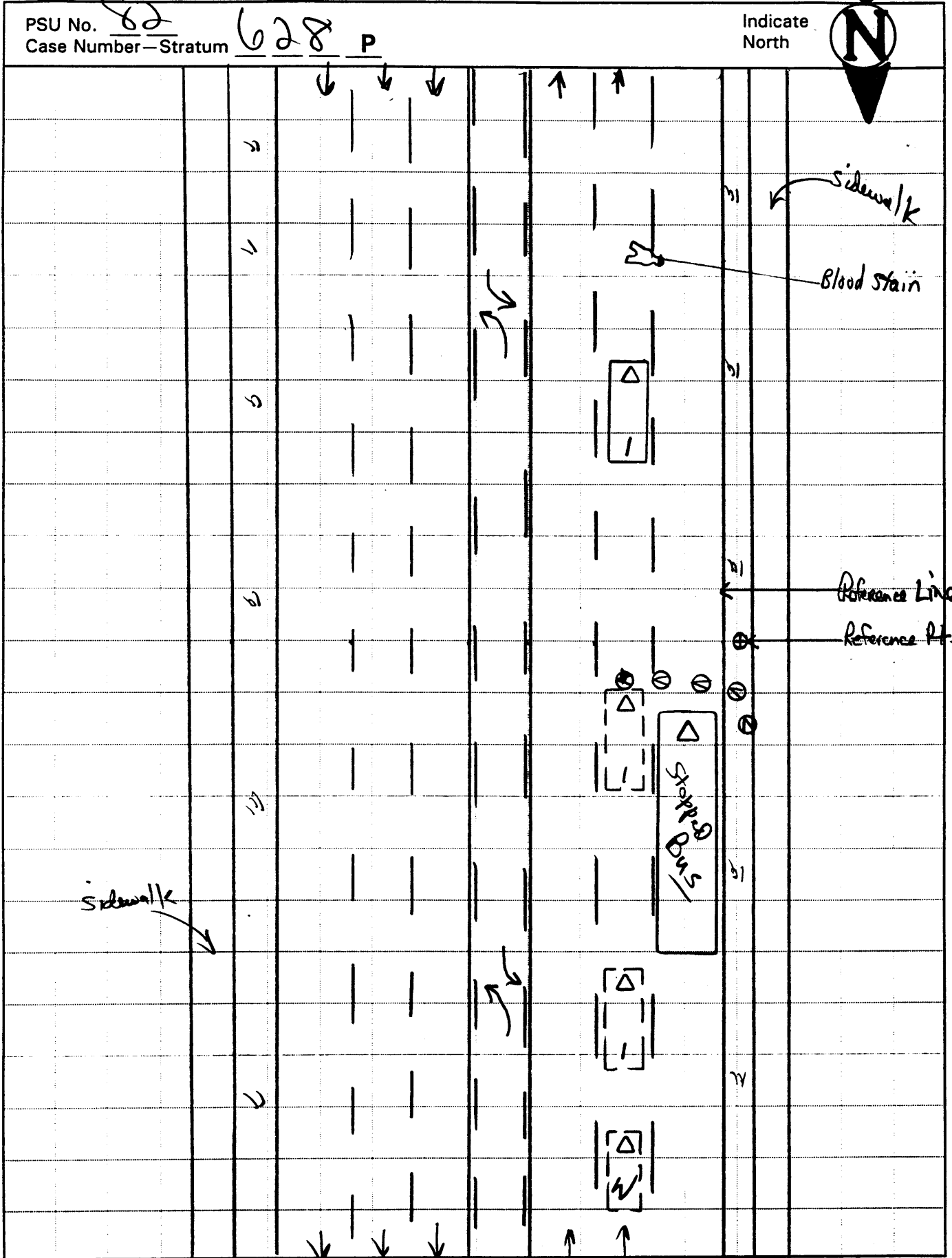
PEDESTRIAN ACCIDENT COLLISION DATA COLLECTION		SCALED DIAGRAM
<ul style="list-style-type: none"> document reference point and reference line relative to physical features 	Surface Type: <u>Concrete</u>	<ul style="list-style-type: none"> north arrow placed on diagram
<ul style="list-style-type: none"> documentation of all accident induced physical evidence including (if applicable): <ul style="list-style-type: none"> a) vehicle skid marks b) pedestrian contacts with ground or object c) vehicle/pedestrian point of impact (POI) d) location of pedestrian separation point from vehicle f) final resting points (FRP) for pedestrian and vehicle 	Surface Condition: <u>Wet</u> Coefficient of Friction: <u>.45 → .65</u> Grade (v/h) Measurement: a) at impact: <u>-5/122</u> b) between impact and final rest: <u>-5/122</u>	<ul style="list-style-type: none"> grade measurements for all applicable roadways scaled representations of the physical plant including: <ul style="list-style-type: none"> a) all road/roadway delineation (e.g., crosswalks, curb/edge lines, lane markings, medians, pavement markings, parked vehicles, poles, signs, etc.) b) all traffic controls (e.g., lights, signs)
<ul style="list-style-type: none"> documentation of the physical plant including: <ul style="list-style-type: none"> a) all road/roadway delineation (e.g., crosswalks, curb/edge lines, lane markings, medians, pavement markings, parked vehicles, poles, signs, etc.) b) all traffic controls (e.g., lights, signs) 	Pedestrian Travel Direction: <u>East</u> Vehicle Travel Direction: <u>South</u> Number of Travel Lanes: <u>6</u>	<ul style="list-style-type: none"> scaled representations of the vehicle and pedestrian at pre-impact, impact, and final rest based upon either: <ul style="list-style-type: none"> a) physical evidence, or b) reconstructed accident dynamics

Reference Point: Light on west side of street # [redacted] (.5 W of RL) Reference Line: West Curb Edge

Item	Distance and Direction from Reference Point	Distance and Direction from Reference Line
<u>Shoe Scuff - Point of Impact</u>	<u>1.7 N</u>	<u>4.7 E</u>
<u>Final Rest Pedestrian (Blood)</u>	<u>18.5 S</u>	<u>3.0 E</u>
<u>Final Rest Front of V1</u>	<u>13.9 S</u>	<u>—</u>



ACCIDENT COLLISION DIAGRAM

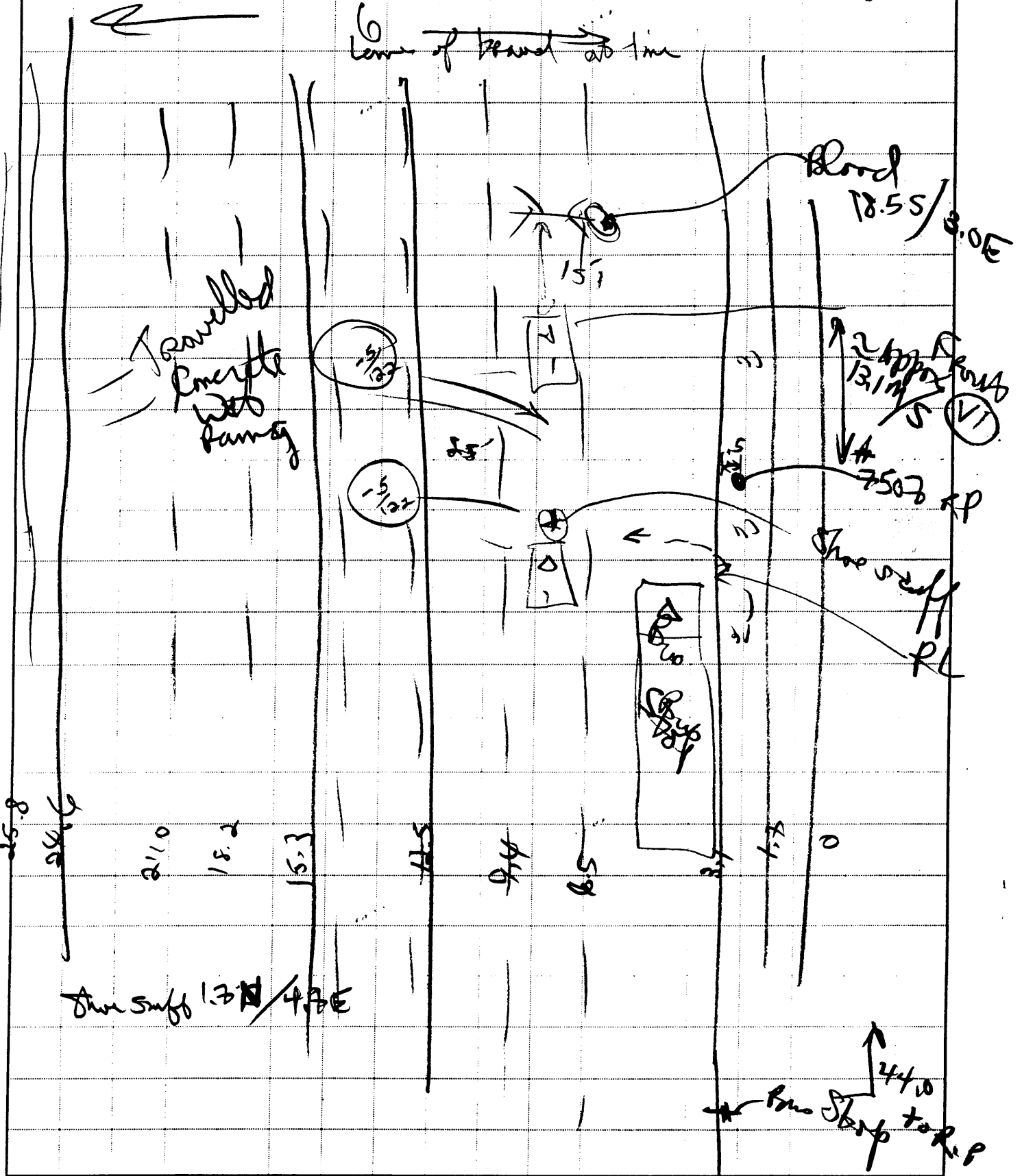




ACCIDENT COLLISION DIAGRAM

PSU No. 82
Case Number - Stratum 628 P

Indicate
North





PEDESTRIAN ACCIDENT FORM NATIONAL ACCIDENT SAMPLING SYSTEM
PEDESTRIAN CRASH DATA STUDY

1. Primary Sampling Unit Number 82
2. Case Number - Stratum 6 28 P

IDENTIFICATION

3. Number of General Vehicle Forms Submitted 0 1
4. Date of Accident (Month, Day, Year) [REDACTED] 9 6
5. Time of Accident 1944
Code reported military time of accident.
NOTE: Midnight = 2400
Unknown = 9999

SPECIAL STUDIES - INDICATORS

Check (✓) each special study (SS15-SS19 below) that has been completed; code 1 for the checked special studies and 0 for the special studies not checked.

6. SS15 Administrative Use 0
7. ✓ SS16 Pedestrian Crash Data Study 1
8. SS17 Impact Fires 0
9. SS18 0
10. SS19 0

NUMBER OF EVENTS

11. Number of Recorded Events in This Accident 0 1

PEDESTRIAN STUDY CRITERIA

Pedestrian Definition:

Any person who is on a trafficway or on a sidewalk or path contiguous with a trafficway, or on private property (e.g., parking lot). Note: Pedestrians include persons who are in contact with the ground, roadway, etc. and are pushing carts, wagons, etc. or holding on to a vehicle.

Persons in or on a nonmotorist conveyance are not pedestrians and are excluded from this study. A nonmotorist conveyance is defined as any human powered device by which a nonmotorist may move, or by which a pedestrian or nonmotorist may move another nonmotorist. A nonmotorist conveyance for purposes of this study includes the following: bicycles, baby carriages, roller skates/blades, push carts, scooters, wheelchairs, animals, etc. For example, persons on a bicycle/scooter, roller skating/blading, in a baby carriage/push cart/wheelchair or on a horse are excluded.

Case Selection Criteria:

A forward moving, late model year (VEH04 equals 90 to 95) CDS applicable vehicle (VEH07 equals 01 to 49) must strike a pedestrian.

The striking portion of the vehicle structure must be original equipment manufacturer (OEM) without previous damage and or parts removed in the impact area. For example, vehicles equipped with deer guards, winches, snow plows, etc. or previously damaged in the impact area are excluded.

The pedestrian may not be lying or sitting.

The pedestrian impact(s) are the vehicle's only impact(s). If multiple pedestrians are impacted, each pedestrian shall be a separate case.

The first point of contact between the late model year, CDS applicable vehicle and the pedestrian must be forward of the top of the A pillar.

PEDESTRIAN ACCIDENT EVENTS

Accident Event Sequence Number	Vehicle Number	Class Of Vehicle	General Area of Damage	Vehicle Number or Object Contacted	Class Of Vehicle	General Area of Damage
12. <u>0 1</u>	13. <u>0 1</u>	14. <u>1 1</u>	15. <u>F</u>	16. <u>7 2</u>	17. <u>0 0</u>	18. <u>0</u>

**CODES FOR
CLASS OF VEHICLE**

- (00) Not a motor vehicle
- (01) Subcompact/mini (wheelbase < 254 cm)
- (02) Compact (wheelbase ≥ 254 but < 265 cm)
- (03) Intermediate (wheelbase ≥ 265 but < 278 cm)
- (04) Full size (wheelbase ≥ 278 but < 291 cm)
- (05) Largest (wheelbase ≥ 291 cm)
- (09) Unknown passenger car size
- (11) Compact utility vehicle
- (12) Large utility vehicle (≤ 4,500 kgs GVWR)
- (13) Passenger van (≤ 4,500 kgs GVWR)
- (14) Other van (≤ 4,500 kgs GVWR)
- (15) Pickup truck (≤ 4,500 kgs GVWR)
- (18) Other truck (≤ 4,500 kgs GVWR)
- (19) Unknown light truck type

**CODES FOR GENERAL AREA
OF DAMAGE (GAD)**

**CDS APPLICABLE
VEHICLES**

- (F) Front
- (R) Right side
- (L) Left side
- (U) Undercarriage
- (9) Unknown

CODES FOR VEHICLE NUMBER OR OBJECT CONTACTED

Collision with Nonfixed Object

- (72) Pedestrian



PEDESTRIAN ASSESSMENT FORM

1. Primary Sampling Unit Number 82

2. Case Number - Stratum 6 28 P

3. Pedestrian Number 0 1

10. Pedestrian's Weight 103
Code actual weight to the nearest kilogram.
(999) Unknown

227 pounds X .4536 = _____ kilograms

PEDESTRIAN'S CHARACTERISTICS

4. Pedestrian's Age 46
Code actual age at time of accident.
(00) Less than one year old (specify by month): _____
(97) 97 years and older
(99) Unknown

5. Pedestrian's Sex 1
(1) Male
(2) Female - not reported pregnant
(3) Female - pregnant-1st trimester (1st-3rd month)
(4) Female - pregnant-2nd trimester (4th-6th month)
(5) Female - pregnant-3rd trimester (7th-9th month)
(6) Female - pregnant-term unknown
(9) Unknown

6. Pedestrian's Overall Height 188
Code actual height to the nearest centimeter.
(999) Unknown
74 inches X 2.54 = _____ centimeters 54

7. Pedestrian's Height - Ground to Knee 99
Code to the nearest centimeter. 53.5
(999) Unknown
_____ inches X 2.54 = _____ centimeters 100

8. Pedestrian's Height - Ground to Hip 99
Code to the nearest centimeter. 99.6
(999) Unknown
_____ inches X 2.54 = _____ centimeters 154

9. Pedestrian's Height - Ground to Shoulder 99
Code to the nearest centimeter. 153.7
(999) Unknown
_____ inches X 2.54 = _____ centimeters

PEDESTRIAN'S PRE-AVOIDANCE ACTIONS

11. Pedestrian Attitude 1
(1) Standing
(2) Crouching
(3) Kneeling
(4) Bending at waist
(8) Other (specify): _____
(9) Unknown

12. Pedestrian Motion 2
(0) Not moving
(1) Walking slowly
(2) Walking rapidly ← *per driver*
(3) Running or jogging
(4) Hopping
(5) Skipping
(6) Jumping
(7) Falling/stumbling or rising
(8) Other (specify): _____
(9) Unknown

13. Pedestrian's Action Relative to Vehicle Q 1
(00) Stopped
(01) Crossing road, straight
(02) Crossing road, diagonally
(03) Moving in road, with traffic
(04) Moving in road, against traffic
(05) Off road, approaching road
(06) Off road, going away from road
(07) Off road, moving parallel
(08) Off road, crossing driveway
(09) Off road, moving along driveway
(98) Other (specify): _____
(99) Unknown

14. Pedestrian's Body (Chest) Orientation Relative to Striking Vehicle Prior to Avoidance Actions 3
(1) Facing vehicle
(2) Facing away
(3) Left side to vehicle
(4) Right side to vehicle
(8) Other (specify): _____
(9) Unknown

2-6 checker

PEDESTRIAN'S AVOIDANCE ACTIONS

15. Pedestrian's First Avoidance Actions

- 00 01
- (00) No avoidance actions
 - (01) Stopped
 - (02) Accelerated pace
 - (03) Ran away (along vehicle path)
 - (04) Jumped
 - (05) Turned toward vehicle
 - (06) Turned away from vehicle
 - (07) Dove or fell away

Used hand(s) to :

- (11) Vault corner of vehicle
- (12) Vault onto vehicle
- (13) Brace against vehicle
- (14) Crouched and braced hands against vehicle
- (98) Other (specify): _____
- (99) Unknown

PEDESTRIAN'S ORIENTATION AT IMPACT

16. Pedestrian's Head Orientation at Initial Impact

- 1
- (1) To front
 - (2) To left
 - (3) To right
 - (4) Up
 - (5) Down
 - (8) Other (specify): _____
 - (9) Unknown

17. Pedestrian's Body (Chest) Orientation at Initial Impact

- 3
- (1) Facing vehicle
 - (2) Facing away
 - (3) Left side to vehicle
 - (4) Right side to vehicle
 - (8) Other (specify): _____
 - (9) Unknown

18. Pedestrian's Arm Orientation at Initial Impact

- 01
- (01) At sides
 - (02) Folded across chest
 - (03) Hands clasped behind back
 - (04) Hands on hips
 - (05) Hands in pockets

One or both arms:

- (06) Extended upward
- (07) Extended to side
- (08) Extended forward bracing
- (09) Extended, holding object (briefcase, suitcase, etc.)
- (10) Holding object (young child, grocery bag, etc.) in arm(s)
- (11) Holding object (young child, grocery bag, etc.) on shoulder(s) or head
- (98) Other (specify): _____
- (99) Unknown

19. Pedestrian's Leg Orientation at Initial Impact

- 01
- (01) Together
 - (02) Apart-laterally
 - (03) Apart-right leg forward
 - (04) Apart-left leg forward
 - (05) Apart- forward leg unknown
 - (06) Left foot off the ground
 - (07) Right foot off the ground
 - (08) Both feet off the ground
 - (98) Other (specify): _____
 - (99) Unknown

*for evidence scene
- scuff marks
- narrow marks
to bumper*

20. Vehicle/Pedestrian's Interaction

- 02
- (01) Carried by vehicle, wrapped position
 - (02) Carried by vehicle, slid to windshield
 - (03) Carried by vehicle, position unknown
 - (04) Passed over vehicle top
 - (05) Thrown straight forward
 - (06) Thrown forward and left of vehicle
 - (07) Thrown forward and right of vehicle
 - (08) Knocked to pavement, forward
 - (09) Knocked to pavement, left of vehicle
 - (10) Knocked to pavement, right of vehicle
 - (11) Knocked to pavement, run over or dragged by vehicle
 - (12) Shunted to left (corner impacts only)
 - (13) Shunted to right (corner impacts only)
 - (14) Bumped or pushed aside
 - (15) Snagged, rotated
 - (16) Snagged, dragged by vehicle
 - (17) Foot or legs run over
 - (98) Other (specify): _____
 - (99) Unknown

OFFICIAL RECORDS

INJURY CONSEQUENCES

21. Police Reported Alcohol Presence For Pedestrian

- (0) No alcohol present
- (1) Yes alcohol present
- (7) Not reported
- (9) Unknown

1

per PAR summary

22. Alcohol Test Result For Pedestrian Code actual value (decimal implied before first digit—0.xx)

- (95) Test refused
- (96) None given
- (97) AC (Alcohol Content) test performed, results unknown
- (99) Unknown if test given

96
30

Source: PAR 300

23. Police Reported Other Drug Presence For Pedestrian

- (0) No other drug(s) present
- (1) Yes other drug(s) present
- (7) Not reported
- (9) Unknown

9

24. Other Drug Specimen Test Result For Pedestrian

- (0) No specimen test given
- (1) Drug not found in specimen
- (2) Drug found in specimen, (specify): _____
- (3) Specimen test given, results unknown or not obtained
- (9) Unknown

9

25. Injury Severity (Police Rating)

- (0) O - No injury
- (1) C - Possible injury
- (2) B - Nonincapacitating injury
- (3) A - Incapacitating injury
- (4) K - Killed
- (5) U - Injury, severity unknown
- (6) Died prior to accident
- (9) Unknown

3

26. Treatment - Mortality

- (0) No treatment
- (1) Fatal
- (2) Fatal - ruled disease (specify): _____

3

Nonfatal

- (3) Hospitalization
- (4) Transported and released
- (5) Treatment at scene - non-transported
- (6) Treatment later
- (8) Treatment - other (specify): _____
- (9) Unknown

27. Type Of Medical Facility (for Initial Treatment)

- (0) Not treated at a medical facility
- (1) Trauma center
- (2) Hospital
- (3) Medical clinic
- (4) Physician's office
- (5) Treatment later at medical facility
- (8) Other (specify): _____
- (9) Unknown

1

28. Hospital Stay

- (00) Not Hospitalized
- _____ Code the number of days (up through 60) that the pedestrian stayed in a hospital.
- (61) 61 days or more
- (99) Unknown

still in as of case due date

99

29. Working Days Lost

- _____ Code the number of days (up through 60) that the pedestrian lost from work due to the accident
- (00) No working days lost
- (61) 61 days or more
- (62) Fatally injured
- (97) Not working prior to accident
- (99) Unknown

99

STOP - VARIABLES 30 THROUGH 37 ARE COMPLETED BY THE ZONE CENTER

30. Glasgow Coma Scale (GCS) Score 02
 (at Medical Facility)
 (00) Not injured
 (01) Injured - not treated at medical facility
 (02) No GCS Score at medical facility
 (03-15) Code the actual value of the initial GCS Score recorded at medical facility.
 (97) Injured, details unknown
 (99) Unknown if injured

31. Was the Pedestrian Given Blood? 1
 (1) No - blood not given
 (2) Yes - blood given (specify units): _____
 (9) Unknown if blood given

32. Arterial Blood Gases (ABG) - HCO₃ 24
 (00) Not injured
 (01) Injured, ABGs not measured or reported
 (02-50) Code the actual value of the HCO₃
 (96) ABGs reported, HCO₃ unknown
 (97) Injured, details unknown
 (99) Unknown if injured

33. Time to Death 00
 _____ Code number of hours from time of accident to time of death up through 24 hours. If time of death is greater than 24 hours, code number of days. (Note: 1 day = 31, 2 days = 32, ... n days = 30 + n up through 30 days = 60)
 (00) Not fatal
 (96) Fatal - ruled disease
 (99) Unknown

34. 1st Medically Reported Cause of Death 00

35. 2nd Medically Reported Cause of Death 00

36. 3rd Medically Reported Cause of Death 00

_____ Code the Pedestrian Injury from line number(s) for the medically reported injury(s) which reportedly contributed to this pedestrian's death
 (00) Not fatal or no additional causes
 (96) Mode of death given but specific injuries are not linked to cause of death. (specify): _____
 (97) Other result (includes fatal ruled disease) (specify): _____
 (99) Unknown

37. Number of Recorded Injuries for This Pedestrian 08

_____ Code the actual number of injuries recorded for this pedestrian.
 (00) No recorded injuries
 (97) Injured, details unknown
 (99) Unknown if injured

ARE ALL APPLICABLE MEDICAL RECORDS INCLUDED WITH INITIAL SUBMISSION?

NO YES

UPDATE CANDIDATE? NO YES



PEDESTRIAN INJURY FORM

1. Primary Sampling Unit Number 82	3. Pedestrian Number 0 1
2. Case Number - Stratum 6 28 P	4. Blank X X

INJURY DATA

Record below the actual injuries sustained by this pedestrian in **CHRONOLOGICAL** order that were identified from the official and unofficial data sources. Remember not to double count an injury just because it was identified from two different sources. If greater than twenty-five injuries have been documented, encode the balance on the Pedestrian Injury Supplement.

	AIS-90							Injury Source	Injury Confidence Level	Direct/Indirect Injury	Striking Profile	Type Of Damage	Damage Depth
	Source of Injury Data	Body Region	Type of Anatomic Structure	Specific Anatomic Structure	Level of Injury	A.I.S. Severity	Aspect						
1st	5. <u>3</u>	6. <u>8</u>	7. <u>5</u>	8. <u>26</u>	9. <u>02</u>	10. <u>2</u>	11. <u>2</u>	12. <u>703</u>	13. <u>1</u>	14. <u>1</u>	15. <u>3</u>	16. <u>5</u>	17. <u>5</u>
2nd	18. <u>3</u>	19. <u>8</u>	20. <u>5</u>	21. <u>28</u>	22. <u>00</u>	23. <u>3</u>	24. <u>6</u>	25. <u>703</u>	26. <u>1</u>	27. <u>1</u>	28. <u>3</u>	29. <u>5</u>	30. <u>5</u>
3rd	31. <u>3</u>	32. <u>2</u>	33. <u>9</u>	34. <u>02</u>	35. <u>02</u>	36. <u>1</u>	37. <u>7</u>	38. <u>770</u>	39. <u>1</u>	40. <u>1</u>	41. <u>2</u>	42. <u>3</u>	43. <u>4</u>
4th	44. <u>3</u>	45. <u>6</u>	46. <u>5</u>	47. <u>02</u>	48. <u>04</u>	49. <u>2</u>	50. <u>6</u>	51. <u>770</u>	52. <u>1</u>	53. <u>1</u>	54. <u>2</u>	55. <u>3</u>	56. <u>4</u>
5th	57. <u>3</u>	58. <u>2</u>	59. <u>9</u>	60. <u>06</u>	61. <u>02</u>	62. <u>1</u>	63. <u>7</u>	64. <u>774</u>	65. <u>1</u>	66. <u>1</u>	67. <u>5</u>	68. <u>3</u>	69. <u>3</u>
6th	70. <u>3</u>	71. <u>2</u>	72. <u>9</u>	73. <u>06</u>	74. <u>02</u>	75. <u>1</u>	76. <u>2</u>	77. <u>774</u>	78. <u>1</u>	79. <u>1</u>	80. <u>5</u>	81. <u>3</u>	82. <u>3</u>
7th	83. <u>3</u>	84. <u>6</u>	85. <u>9</u>	86. <u>02</u>	87. <u>02</u>	88. <u>1</u>	89. <u>7</u>	90. <u>947</u>	91. <u>1</u>	92. <u>1</u>	93. <u>0</u>	94. <u>0</u>	95. <u>0</u>
8th	96. <u>3</u>	97. <u>6</u>	98. <u>9</u>	99. <u>02</u>	100. <u>02</u>	101. <u>1</u>	102. <u>8</u>	103. <u>947</u>	104. <u>1</u>	105. <u>1</u>	106. <u>0</u>	107. <u>0</u>	108. <u>0</u>
9th	109. <u> </u>	110. <u> </u>	111. <u> </u>	112. <u> </u>	113. <u> </u>	114. <u> </u>	115. <u> </u>	116. <u> </u>	117. <u> </u>	118. <u> </u>	119. <u> </u>	120. <u> </u>	121. <u> </u>
10th	122. <u> </u>	123. <u> </u>	124. <u> </u>	125. <u> </u>	126. <u> </u>	127. <u> </u>	128. <u> </u>	129. <u> </u>	130. <u> </u>	131. <u> </u>	132. <u> </u>	133. <u> </u>	134. <u> </u>

SOURCE OF INJURY DATA OFFICIAL (1) Autopsy records with or without hospital/ medical records (2) Hospital/medical records other than emergency room (e.g., discharge summary) (3) Emergency room records only (including associated X-rays or other lab reports) (4) Private physician, walk-in or emergency clinic UNOFFICIAL (5) Lay coroner report (6) E.M.S. personnel (7) Interviewee (8) Other source (specify): _____ (9) Police _____	INJURY SOURCE CONFIDENCE LEVEL (1) Certain (2) Probable (3) Possible (9) Unknown DIRECT/INDIRECT INJURY (1) Direct contact injury (2) Indirect contact injury (3) Noncontact injury (7) Injured, unknown source STRIKING PROFILE (0) Injury not from vehicle contact (1) Flat-Narrow (< 15 centimeters) (2) Flat-Wide (≥ 15 centimeters) (3) Rounded (contoured) (4) Rounded edge (5) Sharp edge (8) Other (specify): _____ (9) Unknown _____	TYPE OF DAMAGE (0) Injury not from vehicle contact (1) No damage/contact (2) Scratch (Scuff, Cloth Transfer, Smear) (3) Dent (4) Large deformation (5) Cracked, fractured, shattered (6) Separated from vehicle (7) Noncontact injury (8) Other specify: _____ (9) Unknown DAMAGE DEPTH (0) Injury not from vehicle contact (1) No residual damage (2) Surface only damage (3) Crush depth > 0 to 2 centimeters (4) Crush depth > 2 to 5 centimeters (5) Crush depth > 5 to 10 centimeters (8) Other specify: _____ (9) Unknown _____
---	--	--

PEDESTRIAN INJURY CLASSIFICATION

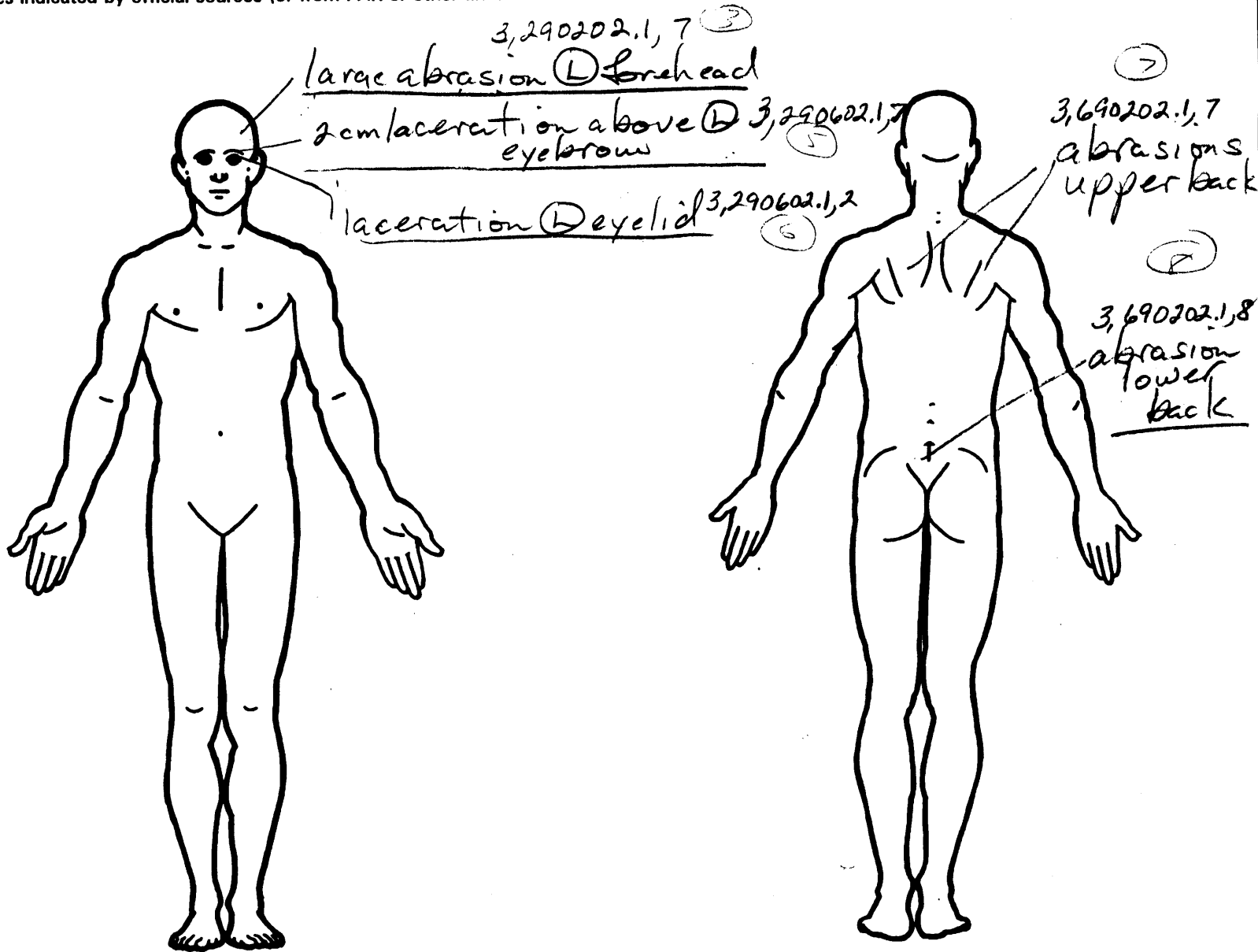
Body Region	Specific Anatomic Structure	Spine	Abbreviated Injury Scale
(1) Head	<u>Whole Area</u>	(02) Cervical	(1) Minor injury
(2) Face	(02) Skin - Abrasion	(04) Thoracic	(2) Moderate injury
(3) Neck	(04) Skin - Contusion	(06) Lumbar	(3) Serious injury
(4) Thorax	(06) Skin - Laceration		(4) Severe injury
(5) Abdomen	(08) Skin - Avulsion	<u>Vessels, Nerves, Organs, Bones, Joints</u>	(5) Critical injury
(6) Spine	(10) Amputation	are assigned consecutive two digit numbers beginning with 02	(6) Maximum (untreatable)
(7) Upper Extremity	(20) Burn		(7) Injured, unknown severity
(8) Lower Extremity	(30) Crush		
(9) Unspecified	(40) Degloving	Level of Injury	Aspect
	(50) Injury - NFS	Specific injuries are assigned consecutive two-digit numbers beginning with 02.	(1) Right
	(90) Trauma, other than mechanical		(2) Left
Type of Anatomic Structure	<u>Head - LOC</u>	To the extent possible, within the organizational framework of the AIS, 00 is assigned to an injury NFS as to severity or where only one injury is given in the dictionary for that anatomic structure. 99 is assigned to any injury NFS as to lesion or severity.	(3) Bilateral
(1) Whole Area	(02) Length of LOC		(4) Central
(2) Vessels	(04, 06, 08) Level of Consciousness		(5) Anterior
(3) Nerves	(10) Concussion		(6) Posterior
(4) Organs (includes muscles/ligaments)			(7) Superior
(5) Skeletal (includes joints)			(8) Inferior
(6) Head - LOC			(9) Unknown
(9) Skin			(0) Whole region

INJURY SOURCE

FRONT 700 Front bumper 701 Front lower valance/spoiler 702 Front grille 703 Hood edge and/or trim 704 Hood ornament (fixed) 705 Hood ornament (spring loaded) 706 Headlight 707 Retractable headlight door (Open/Closed) 708 Turn signal/parking lights 718 Other front or add on object (specify): _____ 719 Unknown front object <u>Left Side Components</u> 720 Front fender side surface 721 Front antenna 722 A1 pillar 723 A2 pillar 724 B pillar 725 C pillar 726 D pillar 728 Other pillar (specify): _____ 729 Left side roof rail 730 Left side door surface 731 Left side door handle 732 Left side mirror fixed housing 733 Left side folding mirror 734 Left side glazing forward of B pillar 735 Left side glazing rearward of B pillar 736 Left side back fender or quarter panel 737 Rear antenna 738 Other left side object (specify): _____ 739 Unknown left side component <u>Right Side Components</u> 740 Front fender side surface 741 Front antenna 742 A1 pillar 743 A2 pillar	744 B pillar 745 C pillar 746 D pillar 748 Other pillar (specify): _____ 749 Right side roof rail 750 Right side door surface 751 Right side door handle 752 Right side mirror fixed housing 753 Right side folding mirror 754 Right side glazing forward of B pillar 755 Right side glazing rearward of B pillar 756 Rear antenna 757 Rear fender or quarter panel 758 Other right side object (specify): _____ 759 Unknown right side component <u>Back Components</u> 760 Rear (back) bumper 761 Tailgate 762 Hatchback, vertical surface 768 Other back component (specify): _____ 769 Unknown back component <u>Top Components</u> 770 Hood surface 771 Hood surface reinforced by under hood component 772 Front fender top surface 773 Cowl area 774 Wiper blade & mountings 775 Windshield glazing 776 Front header 777 Roof surface 778 Backlight glazing 779 Rear header 780 Hatchback 781 Rear trunk lid 788 Other top component (specify): _____ 789 Unknown top component	<u>Wheels / tires</u> 790 Left front wheel / tire 791 Right front wheel / tire 792 Left rear wheel / tire 793 Right rear wheel / tire 798 Other wheel / tire (specify): _____ 799 Unknown wheel / tire <u>Undercarriage components</u> 800 Front crossmember 801 Steering assembly/Front suspension 802 Oil pan 803 Exhaust system pipe 804 Transmission 805 Drive shaft 806 Catalytic converter 807 Muffler 808 Floor pan 809 Fuel tank 810 Rear suspension 818 Other undercarriage component (specify): _____ 819 Unknown undercarriage component <u>Accessories</u> 820 Air scoop, deflector 821 Cellular or CB radio antenna 822 Emergency lights or bar 823 Fog lights 824 Luggage, ski, or bike rack 825 Cargo (specify): _____ 826 Spare tire 827 Spotlight 828 Other accessory (specify): _____ <u>Other Object or Vehicle in Environment</u> 947 Ground 948 Other object (specify): _____ 949 Unknown object in environment 959 Unknown object on contacting vehicle 997 Noncontact injury source 999 Unknown injury source
---	---	---

OFFICIAL INJURY DATA — SOFT TISSUE INJURIES

Indicate the Location, Specific Anatomic Structure, Detail (size, depth, fracture type, head injury clinical signs and neurological deficits), and Source of all injuries indicated by official sources (or from PAR or other unofficial sources if medical records and interviewee data are unavailable.)



OFFICIAL INJURY DATA — SKELETAL INJURIES

Restrained?

No

Yes

Indicate the Location, Specific Anatomic Structure, Detail (size, depth, fracture type, head injury clinical signs and neurological deficits), and Source of all injuries indicated by official sources (or from PAR or other unofficial sources if medical records and interviewee data are unavailable.)

Blood Alcohol Level (mg/dl)

BAL = 300

Glasgow Coma Scale Score

GCSS =

Units of Blood Given

Units =

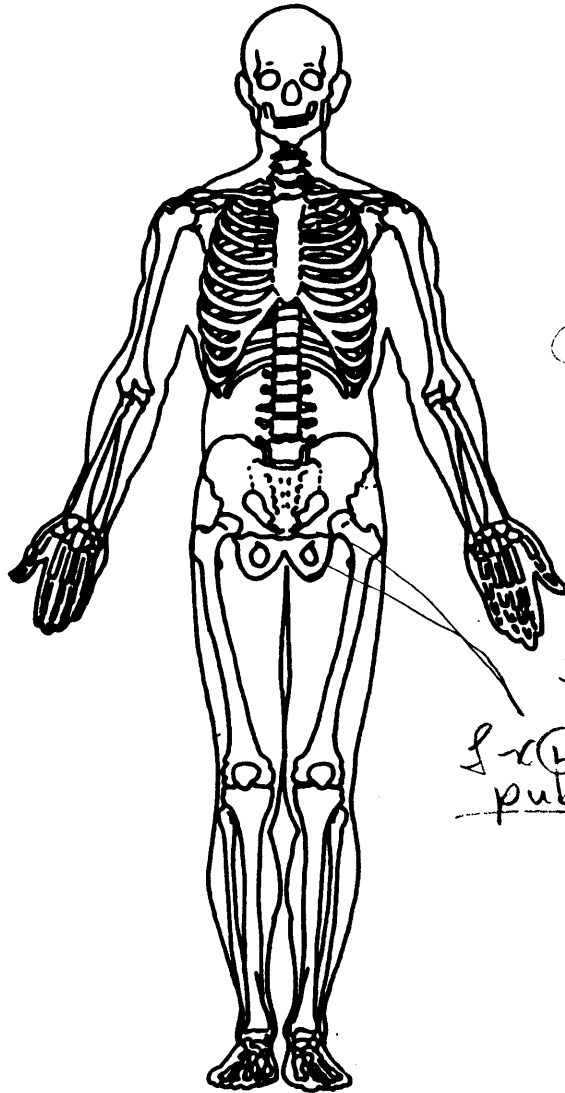
Arterial Blood Gases

Ph = 7.36

PO₂ = 36

PCO₂ = 43

HCO₃ = 24



②

3,650204.2,6
dislocation
C₃ over C₄

(↓ Not coded because of age)
anterior wedging
T₁₂ L₁ old

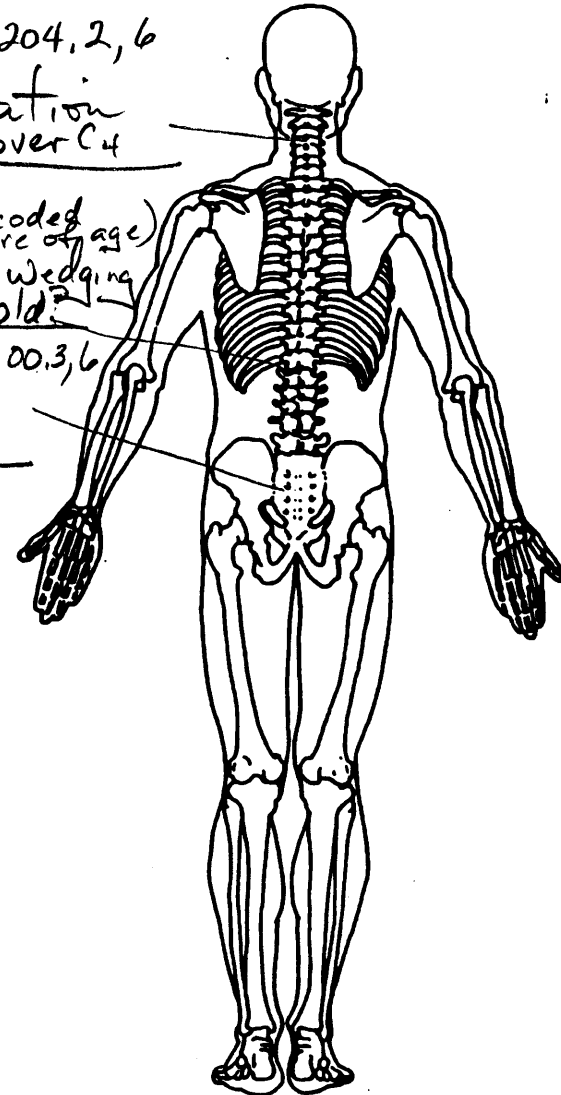
②

3,852800.3,6
fr ⊕
SI

①

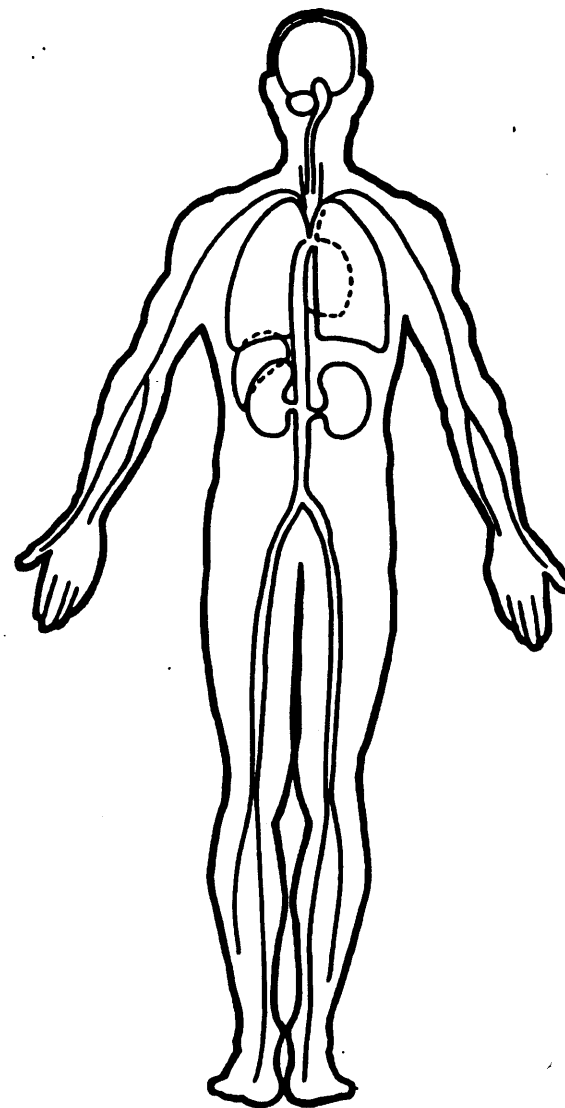
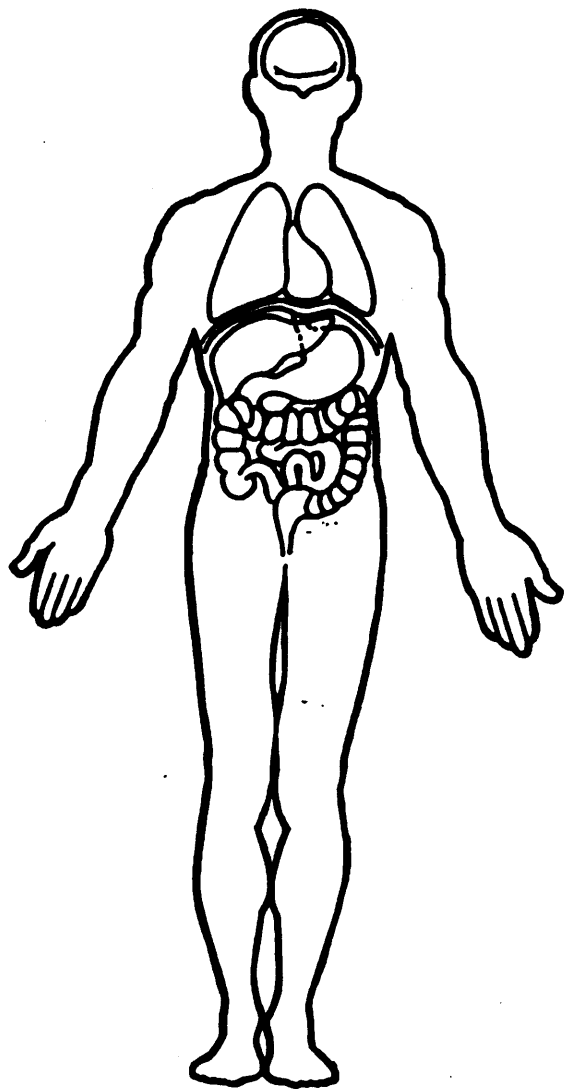
3,852602.2,2

fr ⊕ sup/inf
pubic rami



OFFICIAL INJURY DATA — INTERNAL INJURIES

Indicate the Location, Specific Anatomic Structure, Detail (size, depth, fracture type, head injury clinical signs and neurological deficits), and Source of all injuries indicated by official sources (or from PAR or other unofficial sources if medical records and interviewee data are unavailable.)





OFFICIAL RECORDS

1. Primary Sampling Unit Number 82
 2. Case Number - Stratum 628 P
 3. Vehicle Number 01

9. Police Reported Travel Speed 044
 Code to the nearest kmph (NOTE: 000 means less than 0.5 kmph)
 (160) 159.5 kmph and above
 (999) Unknown

VEHICLE IDENTIFICATION

4. Vehicle Model Year 95
 Code the last two digits of the model year
 (99) Unknown

27.5 mph X 1.6093 = _____ kmph
 Average 25-30

10. Speed Limit 048
 (000) No statutory limit
 Code posted or statutory speed limit in kmph
 (999) Unknown

5. Vehicle Make (specify): 02
Jeep
 Applicable codes are found in your NASS PCDS Data Collection, Coding and Editing Manual.
 (99) Unknown

30 mph X 1.6093 = _____ kmph

11. Police Reported Alcohol Presence For Driver 0
 (0) No alcohol present
 (1) Yes alcohol present
 (7) Not reported
 (8) No driver present
 (9) Unknown

6. Vehicle Model (specify): 404
Chrysler Sport 4x4 4.0 V6
 Applicable codes are found in your NASS PCDS Data Collection, Coding and Editing Manual.
 (999) Unknown

12. Alcohol Test Result For Driver 96
 Code actual value (decimal implied before first digit—0.xx)
 (95) Test refused
 (96) None given
 (97) AC (Alcohol Content) test performed, results unknown
 (98) No driver present
 (99) Unknown

7. Body Type 14
 Note: Applicable codes may be found on the back of this page.

Source: PAR

8. Vehicle Identification Number
1J4FT68S0S4 [REDACTED]
 1 2 3 4 5 6 7 8 9 10 11 12 13 14 15 16 17

13. Police Reported Other Drug Presence For Driver 0
 (0) No other drug(s) present
 (1) Yes other drug(s) present
 (7) Not reported
 (8) No driver present
 (9) Unknown

Left justify; Slash zeros and letter Z (0 and Z)
 No VIN—Code all zeros
 Unknown—Code all nines

14. Other Drug Specimen Test Result For Driver 0
 (0) No specimen test given
 (1) Drug not found in specimen
 (2) Drug found in specimen (specify): _____
 (3) Specimen test given, results unknown or not obtained
 (8) No driver present
 (9) Unknown

CODES FOR BODY TYPE

CDS APPLICABLE VEHICLES

Automobiles

- (01) Convertible (excludes sun-roof, t-bar)
- (02) 2-door sedan, hardtop, coupe
- (03) 3-door/2-door hatchback
- (04) 4-door sedan, hardtop
- (05) 5-door/4-door hatchback
- (06) Station wagon (excluding van and truck based)
- (07) Hatchback, number of doors unknown
- (08) Other automobile type (specify): _____
- (09) Unknown automobile type

Automobile Derivatives

- (10) Auto based pickup (includes El Camino, Caballero, Ranchero, Brat, and Rabbit pickup)
- (11) Auto based panel (cargo station wagon, auto based ambulance/hearse)
- (12) Large limousine - more than four side doors or stretched chassis
- (13) Three-wheel automobile or automobile derivative

Utility Vehicles (≤ 4,500 kgs GVWR)

- (14) Compact utility (Jeep CJ-2 - CJ-7, Scrambler, Golden Eagle, Renegade, Laredo, Wrangler, Cherokee [84 and after], Dispatcher, Raider, Bronco II, Bronco [76 and before], Explorer, S-10 Blazer, Geo Tracker, Bravada, S-15 Jimmy, Thing, Pathfinder, Trooper, Trooper II, Rodeo, Amigo, Navajo, 4-Runner, Montero, Samurai, Sidekick, Rocky)
- (15) Large utility (includes Jeep Cherokee [83 and before], Ramcharger, Trailduster, Bronco-fullsize [78 and after], fullsize Blazer, fullsize Jimmy, Landcruiser, Rover, Scout)
- (16) Utility station wagon (Chevy Suburban, GMC Suburban, Travelall, Grand Wagoneer, includes suburban limousine)
- (19) Utility, unknown body type

Van Based Light Trucks (≤ 4,500 kgs GVWR)

- (20) Minivan (Chrysler Town and Country, Caravan, Grand Caravan, Voyager, Grand Voyager, Mini-Ram, Dodge/Plymouth Vista, Aerostar, Villager, Lumina APV, Trans Sport, Silhouette, Astro, Safari, Toyota Van, Toyota Minivan, Previa, Nissan Minivan, Quest, Mitsubishi Minivan, Vanagon/Camper.)
- (21) Large van (B150-B350, Sportsman, Royal, Maxiwagon, Ram, Tradesman, Voyager [83 and before], E150-E350, Econoline, Clubwagon, Chateau, G10-G30, Chevy Van, Beauville, Sport Van, G15-G35, Rally Van, Vandura.)
- (22) Step van or walk-in van (≤ 4,500 kgs GVWR)
- (23) Van based motorhome (≤ 4,500 kgs GVWR)
- (24) Van based school bus (≤ 4,500 kgs GVWR)
- (25) Van based other bus (≤ 4,500 kgs GVWR)
- (28) Other van type (Hi-Cube Van, Kary) (specify): _____
- (29) Unknown van type

Light Conventional Trucks (Pickup style cab, ≤ 4,500 kgs GVWR)

- (30) Compact pickup (D50, Colt P/U, Ram 50, Dakota, Arrow Pickup [foreign], Ranger, Courier, S-10, T-10, LUV, S-15, T-15, Sonoma, Datsun/Nissan Pickup, P'up, Mazda Pickup, Toyota Pickup, Mitsubishi Pickup)
- (31) Large Pickup (Jeep Pickup, Comanche, Ram Pickup, D100-D350, W100-W350, F100-F350, C10-C35, K10-K35, R10-R35, V10-V35, Silverado, Sierra, R100-R500,)

- (32) Pickup with slide-in camper
- (33) Convertible pickup
- (39) Unknown pickup style light conventional truck type

Other Light Trucks (≤ 4,500 kgs GVWR)

- (40) Cab chassis based (includes rescue vehicles, light stake, dump, and tow truck)
- (41) Truck based panel
- (42) Light truck based motorhome (chassis mounted)
- (45) Other light conventional truck type
- (48) Unknown light truck type
- (49) Unknown light vehicle type (automobile, utility, van, or light truck)

OTHER VEHICLES

Buses (Excludes Van Based)

- (50) School bus (designed to carry students, not cross country or transit)
- (58) Other bus type (e.g., transit, intercity, bus based motorhome) (specify): _____
- (59) Unknown bus type

Medium/Heavy Trucks (> 4,500 kgs GVWR)

- (60) Step van (> 4,500 kgs GVWR)
- (61) Single unit straight truck (4,500 kgs < GVWR ≤ 8,850 kgs)
- (62) Single unit straight truck (8,850 kgs < GVWR ≤ 12,000 kgs)
- (63) Single unit straight truck (> 12,000 kgs GVWR)
- (64) Single unit straight truck, GVWR unknown
- (65) Medium/heavy truck based motorhome
- (67) Truck-tractor with no cargo trailer
- (68) Truck-tractor pulling one trailer
- (69) Truck-tractor pulling two or more trailers
- (70) Truck-tractor (unknown if pulling trailer)
- (78) Unknown medium/heavy truck type
- (79) Unknown truck type (light/medium/heavy)

Motored Cycles (Does Not Include All-Terrain Vehicles/Cycles)

- (80) Motorcycle
- (81) Moped (motorized bicycle)
- (82) Three-wheel motorcycle or moped
- (88) Other motored cycle (minibike, motorscooter) (specify): _____
- (89) Unknown motored cycle type

Other Vehicles

- (90) ATV (All-Terrain Vehicle) and ATC (All-Terrain Cycle)
- (91) Snowmobile
- (92) Farm equipment other than trucks
- (93) Construction equipment other than trucks
- (97) Other vehicle type
- (99) Unknown body type

VEHICLE WEIGHT ITEMS

15. Vehicle Curb Weight

Code weight to nearest
10 kilograms.

- (045) Less than 450 kilograms
(610) 6,100 kilograms or more
(999) Unknown

1450

S.W. $\frac{3100}{4100} \times 3202 \text{ lbs} \times .4536 = 1452 \text{ kgs}$

Source: 

16. Vehicle Cargo Weight

Code weight to nearest
10 kilograms.

- (000) Less than 5 kilograms
(450) 4,500 kilograms or more
(999) Unknown

000

_____ lbs X .4536 = _____ kgs

RECONSTRUCTION DATA

18. Impact Speed

045

Nearest kmph

(NOTE: 000 means greater than .5 kmph)
(160) 159.5 kmph and above
(999) Unknown

19. Accuracy Range of Impact Speed Estimate

- (0) No reconstruction
(1) Less than 2 kmph
(2) ≥ 2 kmph and ≤ 8 kmph
(3) ≥ 9 kmph and ≤ 16 kmph
(4) ≥ 17 kmph and ≤ 26 kmph
(9) Unknown

1

20. Data Source of Impact Speed

- (0) No impact speed calculated
(1) Zone center calculation
(2) Police calculation
(3) Driver/witness/police estimates

1

PRECRASH DATA

21. Driver's Attention to Driving

(Prior to Recognition of Critical Event)

- (1) Full attention to driving
(2) Distracted by other occupant
(3) Distracted by moving object in vehicle
(4) Distracted by outside person, object, or event
(5) Talking on cellular phone or CB radio
Specify: _____
(6) Sleeping or dozing while driving
(8) Other (specify): _____
(9) Unknown

+

22. Pre-Event Vehicle Movement

(Prior to Recognition of Critical Event)

- (01) Going straight
(02) Slowing or stopping in traffic lane
(03) Starting in traffic lane
(04) Stopped in traffic lane
(05) Passing or overtaking another vehicle
(06) Disabled or parked in travel lane
(07) Leaving a parking position
(08) Entering a parking position
(09) Turning right
(10) Turning left
(11) Making a U-turn
(12) Backing up (other than for parking position)
(13) Negotiating a curve
(14) Changing lanes
(15) Merging
(16) Successful avoidance maneuver to a previous critical event
(97) Other (specify): _____
(98) No driver present
(99) Unknown

01

OTHER DATA

17. Vehicle Special Use (This Trip)

- (0) No special use
(1) Taxi
(2) Vehicle used as school bus
(3) Vehicle used as other bus
(4) Military
(5) Police
(6) Ambulance
(7) Fire truck or car
(8) Other (specify): _____
(9) Unknown

0

STOP - VARIABLES 18 THROUGH 20

ARE COMPLETED BY THE ZONE CENTER

23. Critical Precrash Event

This Vehicle Loss of Control Due To:

- (01) Blow out or flat tire
 (02) Stalled engine
 (03) Disabling vehicle failure (e.g., wheel fell off)
 (specify): _____
 (04) Non-disabling vehicle problem (e.g., hood flew up)
 (specify): _____
 (05) Poor road conditions (puddle, pot hole, ice, etc.)
 (specify): _____
 (06) Traveling too fast for conditions
 (08) Other cause of control loss (specify): _____

- (09) Unknown cause of control loss

This Vehicle Traveling

- (10) Over the lane line on left side of travel lane
 (11) Over the lane line on right side of travel lane
 (12) Off the edge of the road on the left side
 (13) Off the edge of the road on the right side
 (14) End departure
 (15) Turning left at intersection
 (16) Turning right at intersection
 (17) Crossing over (passing through) intersection
 (19) Unknown travel direction

Other Motor Vehicle In Lane

- (50) Stopped
 (51) Traveling in same direction with lower speed
 (i.e., lower steady speed or decelerating)
 (52) Traveling in same direction with higher speed
 (53) Traveling in opposite direction
 (54) In crossover
 (55) Backing
 (59) Unknown travel direction of other motor vehicle
 in lane -

Other Motor Vehicle Encroaching Into Lane

- (60) From adjacent lane (same direction)—over left
 lane line
 (61) From adjacent lane (same direction)—over right
 lane line
 (62) From opposite direction—over left lane line
 (63) From opposite direction—over right lane line
 (64) From parking lane
 (65) From crossing street, turning into same direction
 (66) From crossing street, across path
 (67) From crossing street, turning into opposite
 direction
 (68) From crossing street, intended path not known
 (70) From driveway, turning into same direction
 (71) From driveway, across path
 (72) From driveway, turning into opposite direction
 (73) From driveway, intended path not known
 (74) From entrance to limited access highway
 (78) Encroachment by other vehicle—details
 unknown

Pedestrian or Pedalcyclist, or Other Nonmotorist

- (80) Pedestrian in roadway
 (81) Pedestrian approaching roadway
 (82) Pedestrian—unknown location

- (83) Pedalcyclist or other nonmotorist in roadway
-
- (specify): _____

- (84) Pedalcyclist or other nonmotorist approaching
-
- roadway (specify): _____

- (85) Pedalcyclist or other nonmotorist—unknown
-
- location (specify): _____

Object or Animal

- (87) Animal in roadway
 (88) Animal approaching roadway
 (89) Animal—unknown location
 (90) Object in roadway
 (91) Object approaching roadway
 (92) Object—unknown location
 (98) Other critical precrash event (specify): _____

- (99) Unknown

24. Attempted Avoidance Maneuver

- (00) No driver present
 (01) No avoidance actions
 (02) Braking (no lockup)
 (03) Braking (lockup)
 (04) Braking (lockup unknown)
 (05) Releasing brakes
 (06) Steering left
 (07) Steering right
 (08) Braking and steering left
 (09) Braking and steering right
 (10) Accelerating
 (11) Accelerating and steering left
 (12) Accelerating and steering right
 (98) Other action (specify): _____
 (99) Unknown

25. Precrash Stability After Avoidance Maneuver

- (0) No driver present
 (1) No avoidance maneuver
 (2) Tracking
 (3) Skidding longitudinally—rotation less than 30
 degrees
 (4) Skidding laterally—clockwise rotation
 (5) Skidding laterally—counterclockwise rotation
 (8) Other vehicle loss-of-control (specify): _____
 (9) Precrash stability unknown

26. Precrash Directional Consequences of
Avoidance Maneuver (Corrective Action)

- (0) No driver present
 (1) No avoidance maneuver
 (2) Vehicle stayed in travel lane where avoidance
 maneuver was initiated
 (3) Vehicle stayed on roadway but left travel lane
 where avoidance maneuver was initiated
 (4) Vehicle stayed on roadway, not known if left
 travel lane where avoidance maneuver was
 initiated
 (5) Vehicle departed roadway
 (6) Avoidance maneuver initiated off roadway
 (9) Directional consequences unknown

ENVIRONMENTAL DATA

<p>27. Relation to Junction Ⓟ</p> <p>(0) Non-junction (1) Interchange area</p> <p><i>Non-Interchange</i></p> <p>(2) Intersection (3) Intersection-related (4) Drive, alley access related (5) Other non-interchange (specify): _____</p> <p>(6) <u>Unknown type of non-interchange</u> (9) Unknown if interchange</p>	<p>33. Roadway Surface Condition 2</p> <p>(1) Dry (2) Wet (3) Snow and slush (4) Ice (5) Sand, dirt or oil (8) Other (specify): _____ (9) Unknown</p>
<p>28. Trafficway Flow +</p> <p>(1) Not physically divided (two way traffic) (2) Divided trafficway - median strip without positive barrier (3) Divided trafficway - median strip with positive barrier (4) One way trafficway (9) Unknown</p>	<p>34. Traffic Control Device Ⓟ</p> <p>(0) No traffic control(s) (1) Trafficway traffic control signal (not RR crossing)</p> <p><i>Regulatory or School Zone Sign (Not RR Crossing)</i></p> <p>(2) Stop sign (3) Yield sign (4) School zone sign (5) Other sign (specify): _____</p> <p>(6) <u>Unknown sign</u> (7) Warning sign (not RR crossing) (8) Miscellaneous/other controls including RR controls (specify): _____ (9) <u>Unknown</u></p>
<p>29. Number of Travel Lanes 6</p> <p>(1) One (2) Two (3) Three (4) Four (5) Five (6) Six (7) Seven or more (9) Unknown</p> <p><i>at time of accident curb lanes on S.B.</i></p>	<p>35. Traffic Control Device Functioning Ⓟ</p> <p>(0) No traffic control (1) Not Functioning (2) Functioning (9) Unknown</p>
<p>30. Roadway Alignment +</p> <p>(1) Straight (2) Curve right (3) Curve left (9) Unknown</p>	<p>36. Light Conditions 2</p> <p>(1) Daylight (2) Dark (3) Dark, but lighted (4) Dawn (5) Dusk (9) Unknown</p>
<p>31. Roadway Profile 2</p> <p>(1) Level (2) Uphill Grade (>2%) (3) Downhill Grade (>2%) (4) Hillcrest (5) Sag (9) Unknown</p>	<p>37. Atmospheric Conditions 2</p> <p>(1) No adverse atmospheric related driving conditions (2) Rain (3) Sleet (4) Snow (5) Fog (6) Rain and fog (7) Sleet and fog (8) Other (e.g., smog, smoke, blowing sand or dust, etc.) (specify): _____ (9) Unknown</p>
<p>32. Roadway Surface Type +</p> <p>(1) Concrete (2) Bituminous (asphalt) (3) Brick or Block (4) Slag, gravel or stone (5) Dirt (8) Other (specify): _____ (9) <u>Unknown</u></p>	

82-628

95 checker

4640 m

2740 m

74"

25-30 mph Pre

227 #

f = 0.5 - raining


POI + FRP = 16 m = 52.5 ft.

$$V = \sqrt{2 S f g}$$

$$V = \sqrt{(2)(52.5)(0.5)(32.2)}$$

$$V = 41.1 \text{ fps} = 27.9 \text{ mph} = 45 \text{ KPH}$$

45 KPH






PEDESTRIAN EXTERIOR VEHICLE FORM

1. Primary Sampling Unit Number	<u>82</u>	3. Vehicle Number	<u>0 1</u>
2. Case Number - Stratum	<u>6 28 P</u>		

VEHICLE IDENTIFICATION

VIN 1J4FJ68S0S  Model Year 95

Vehicle Make (specify): Jeep Vehicle Model (specify): Cherokee Sport 4 Door 4x4

PEDESTRIAN FRONT CONTACT WORK SHEET

PEV06 Hood Material	<u>Steel</u>		
PEV08 Hood Length	<u>094</u>	cm	✓
PEV09 Hood Width-Forward Opening	<u>138</u>	cm	✓
PEV10 Hood Width-Midway	<u>142</u>	cm	✓
PEV11 Hood Width-Rear Opening	<u>148</u>	cm	✓
PEV14 Front Bumper Cover Material	<u>Steel</u>		
PEV15 Front Bumper Reinforcement Material	<u>Steel</u>		

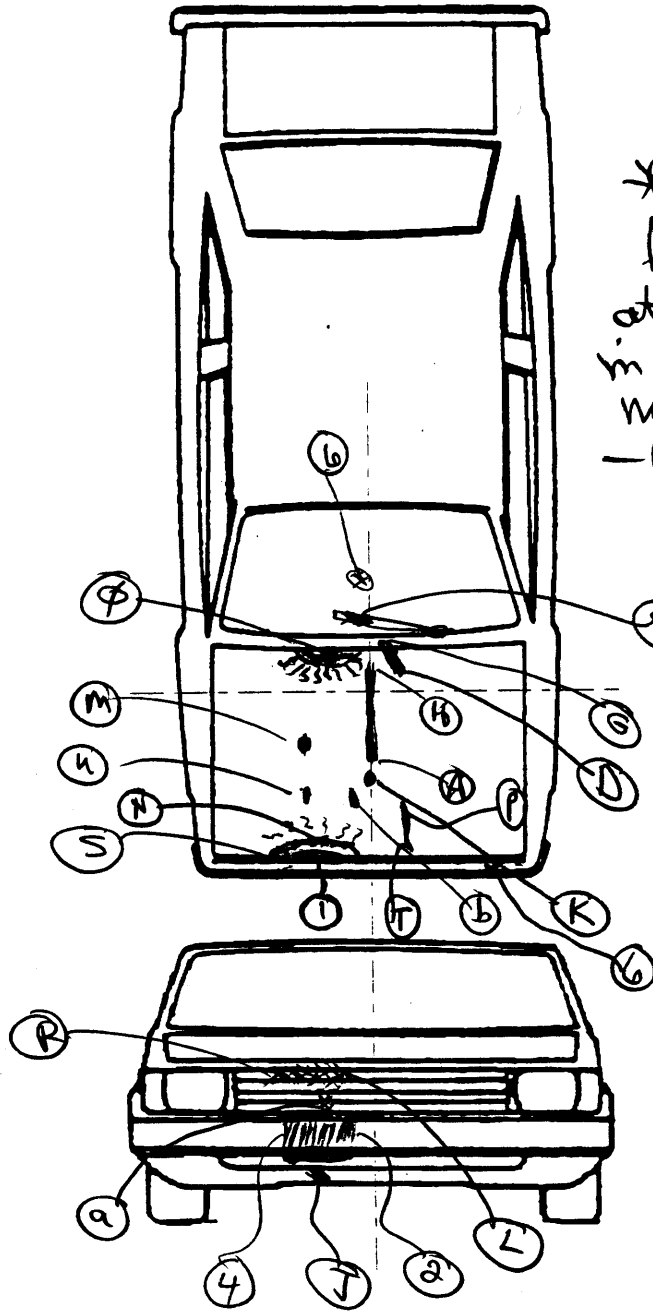
VERTICAL MEASUREMENTS

PEV16 Front Bumper-Bottom Height	<u>051</u>	cm	✓
PEV17 Front Bumper-Top Height	<u>064</u>	cm	✓
PEV18 Forward Hood Opening	<u>094</u>	cm	✓
PEV19 Front Bumper Lead	<u>006</u>	cm	✓

WRAP DISTANCES

PEV20 Ground to Forward Hood Opening	<u>107</u>	cm	✓
PEV21 Ground to Front/Top Transition Point	<u>104</u>	cm	✓
PEV22 Ground to Rear Hood Opening	<u>201</u>	cm	✓
PEV23 Ground to Base of Windshield	<u>216</u>	cm	✓
PEV24 Ground to Top of Windshield	<u>275</u>	cm	✓
PEV25 Ground to Head Contact	<u>200</u>	cm	X

VEHICLE DAMAGE SKETCH



** NOTE:
 Accident occurred
 at Night - Car parked
 in garage until next
 morning for inspection
 - but a muddy cat
 walked on hood, but
 evidence still excellent!*

NOTES: Sketch all pedestrian contacts, include the size and depth in centimeters. Locate the pedestrian contacts from the intercept point of the centerline (lateral) and the front axles (longitudinal) in centimeters. Annotate observations which might be useful in reconstructing the accident (e.g., grass in tire bead, direction of striations, scuff on sidewalls, etc.).

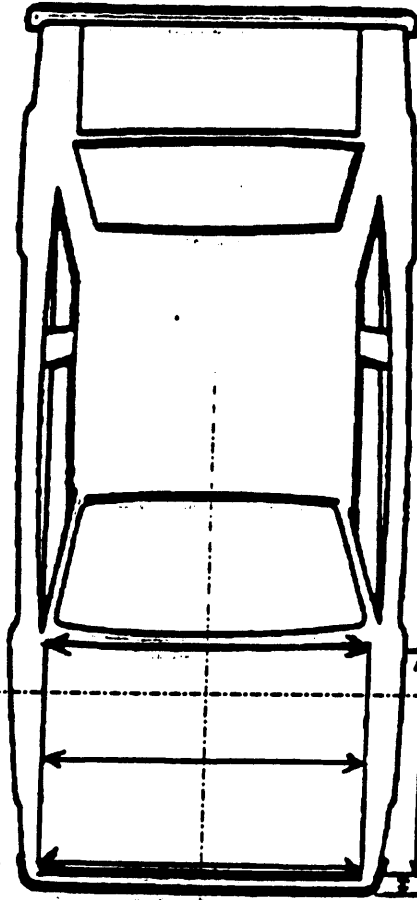
Location of the origin (intercept point of the centerline and the front axles) from the ground: 162 cm

VIN 1J4FJ68S9SL [REDACTED]

Model Year 95

Vehicle Make (specify): Jeep

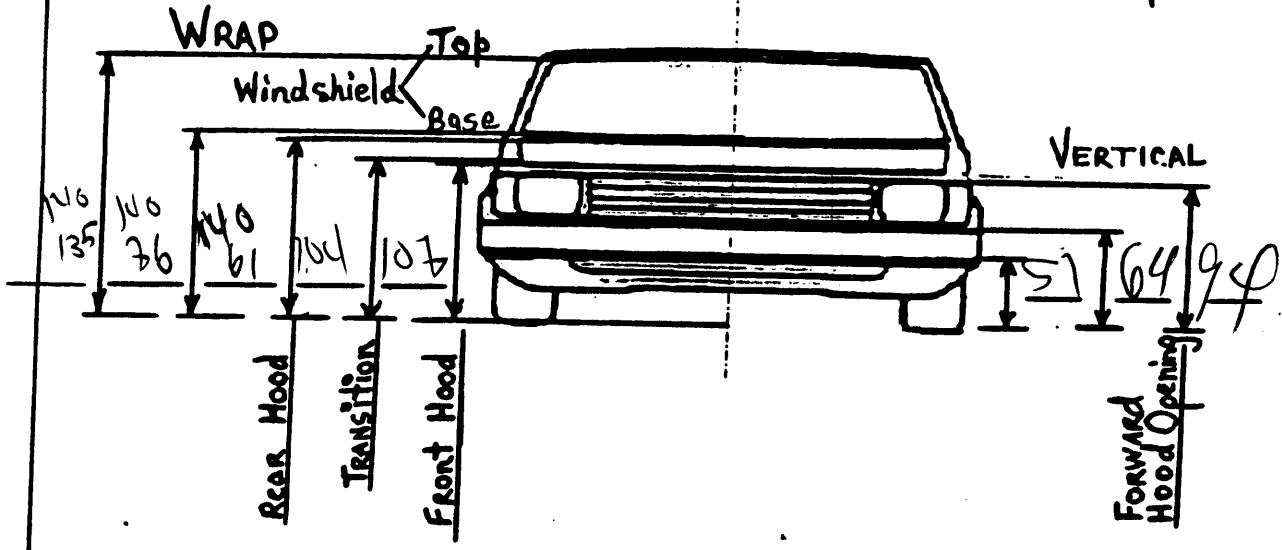
Vehicle Model (specify): 4x4 V6 Cherokee Sport



Hood Material Steel
 Front Bumper Cover Material Steel
 Front Bumper Reinforcement Material Steel

Hood Widths
 Rear Opening 148
 Midway 143
 Forward Opening 138

Hood Length 94
 Bumper Lead 6

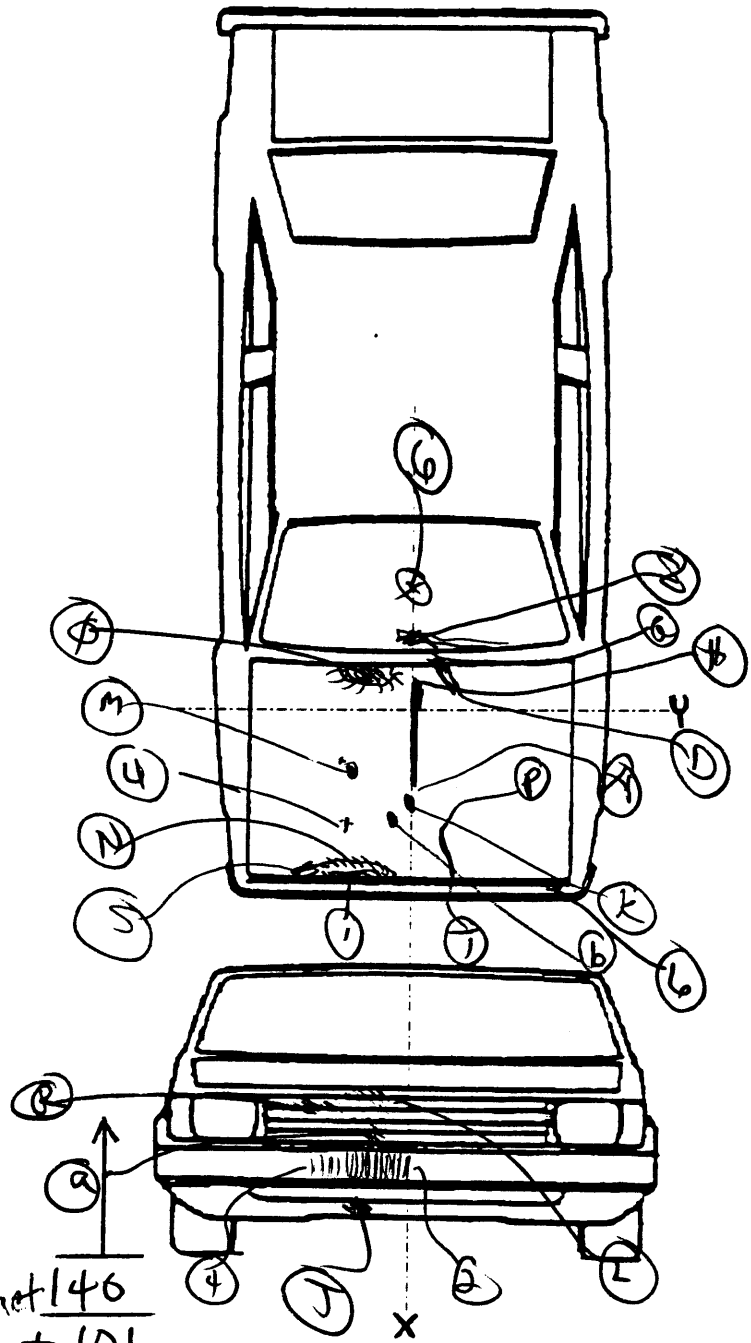


NOTES: Sketch all pedestrian contacts, include the size and depth in centimeters. Locate the pedestrian contacts from the intercept point of the centerline (lateral) and the front sides (longitudinal) in centimeters. Drawn to scale wherever which might be useful in reconstructing the accident (e.g., grass in the road, direction of curbs, buff on sidewalk, etc.).

Location of the origin (intercept point of the centerline and the front sides) from the ground: 146
22 cm

162
54

VEHICLE DAMAGE SKETCH



Head Wrap Contact 146
 + 101
247

NOTES: Sketch all pedestrian contacts, include the size and depth in centimeters. Locate the pedestrian contacts from the intercept point of the centerline (lateral) and the front axes (longitudinal) in centimeters. Annotate observations which might be useful in reconstructing the accident (e.g., grass in tire bead, direction of striations, scuff on sidewalls, etc.).

Location of the origin (intercept point of the centerline and the front axes) from the ground: 100
 22 cm

PEDESTRIAN SIDE CONTACT WORK SHEET

PEV06 Hood Material	_____	
PEV08 Hood Length	_____	cm
PEV09 Hood Width-Forward Opening	_____	cm
PEV10 Hood Width-Midway	_____	cm
PEV11 Hood Width-Rear Opening	_____	cm

VERTICAL MEASUREMENTS

PEV26 Ground Clearance	_____	cm
PEV27 Side Bumper-Bottom Height	_____	cm
PEV28 Side Bumper-Top Height	_____	cm
PEV29 Centerline of Wheel	_____	cm
PEV30 Top of Tire	_____	cm
PEV31 Top of Wheel Well Opening	_____	cm
PEV32 Bottom of A-Pillar at Windshield	_____	cm
PEV33 Top of A-Pillar at Windshield	_____	cm
PEV34 Top of Side View Mirror	_____	cm

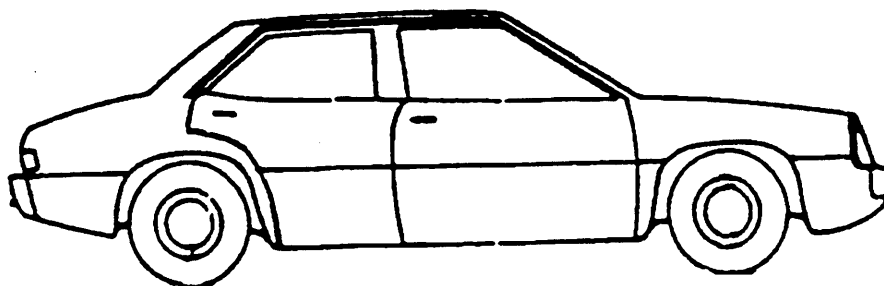
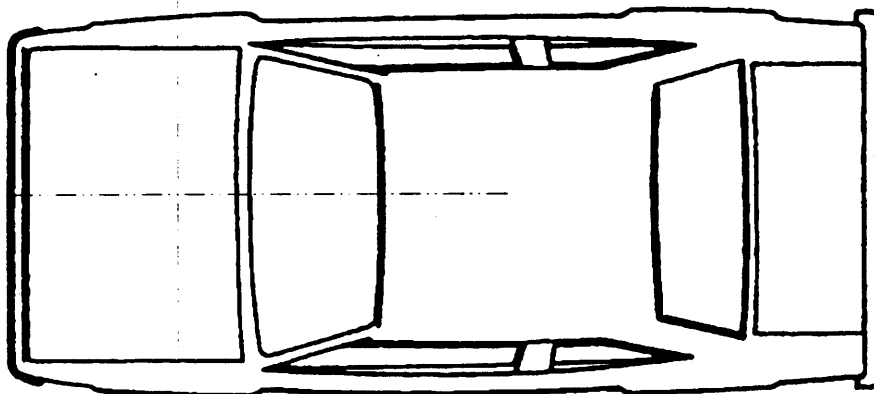

LATERAL MEASUREMENTS

PEV35 C _L to A-Pillar at Bottom of Windshield	_____	cm
PEV36 C _L to A-Pillar at Top of Windshield	_____	cm
PEV37 C _L to Maximum Side View Mirror Protrusion	_____	cm

WRAP DISTANCES

PEV38 Ground to Side/Top Transition	_____	cm
PEV39 Ground to Hood Edge	_____	cm
PEV40 Ground to Centerline of Hood (ORIGIN)	_____	cm
PEV41 Ground to Head Contact	_____	cm

VEHICLE DAMAGE SKETCH



NOTES: Sketch all pedestrian contacts, include the size and depth in centimeters. Locate the pedestrian contacts from the intercept point of the centerline (lateral) and the front axles (longitudinal) in centimeters. Annotate observations which might be useful in reconstructing the accident (e.g., grass in tire bead, direction of striations, scuff on sidewalls, etc.).

Location of the origin (intercept point of the centerline and the front axles) from the ground: _____ cm

ORIGINAL SPECIFICATIONS

Wheelbase	<u>101.4</u>	inches	x	2.54	=	<u>258</u>	cm
Overall Length	<u>166.9</u>	inches	x	2.54	=	<u>424</u>	cm
Maximum Width	<u>67.7</u>	inches	x	2.54	=	<u>172</u>	cm
Curb Weight	<u>3102 + 100 = 3202</u>	pounds	x	.4536	=	<u>1452</u>	kg
Average Track	_____	inches	x	2.54	=	_____	cm
Front Overhang	_____	inches	x	2.54	=	_____	cm
Rear Overhang	_____	inches	x	2.54	=	_____	cm
Undeformed End Width	_____	inches	x	2.54	=	_____	cm
Engine Size: cyl./displ.	_____	cc	x	.001	=	<u>400</u>	L <u>06</u>
	_____	CID	x	.0164	=	_____	L

INJURY SOURCE

FRONT

- 700 Front bumper
- 701 Front lower valance/spoiler
- 702 Front grille
- 703 Hood edge and/or trim
- 704 Hood ornament (fixed)
- 705 Hood ornament (spring loaded)
- 706 Headlight
- 707 Retractable headlight door (Open/Closed)
- 708 Turn signal/parking lights
- 718 Other front or add on object
(specify): _____
- 719 Unknown front object

Left Side Components

- 720 Front fender side surface
- 721 Front antenna
- 722 A1 pillar
- 723 A2 pillar
- 724 B pillar
- 725 C pillar
- 726 D pillar
- 728 Other pillar
(specify): _____
- 729 Left side roof rail
- 730 Left side door surface
- 731 Left side door handle
- 732 Left side mirror fixed housing
- 733 Left side folding mirror
- 734 Left side glazing forward of B pillar
- 735 Left side glazing rearward of B pillar
- 736 Left side back fender or quarter panel
- 737 Rear antenna
- 738 Other left side object
(specify): _____
- 739 Unknown left side component

Right Side Components

- 740 Front fender side surface
- 741 Front antenna
- 742 A1 pillar
- 743 A2 pillar

- 744 B pillar
- 745 C pillar
- 746 D pillar
- 748 Other pillar (specify): _____
- 749 Right side roof rail
- 750 Right side door surface
- 751 Right side door handle
- 752 Right side mirror fixed housing
- 753 Right side folding mirror
- 754 Right side glazing forward of B pillar
- 755 Right side glazing rearward of B pillar
- 756 Rear antenna
- 757 Rear fender or quarter panel
- 758 Other right side object
(specify): _____
- 759 Unknown right side component

Back Components

- 760 Rear (back) bumper
- 761 Tailgate
- 762 Hatchback, vertical surface
- 768 Other back component
(specify): _____
- 769 Unknown back component

Top Components

- 770 Hood surface
- 771 Hood surface reinforced by under hood component
- 772 Front fender top surface
- 773 Cowl area
- 774 Wiper blade & mountings
- 775 Windshield glazing
- 776 Front header
- 777 Roof surface
- 778 Backlight glazing
- 779 Rear header
- 780 Hatchback
- 781 Rear trunk lid
- 788 Other top component (specify): _____
- 789 Unknown top component

Wheels / tires

- 790 Left front wheel / tire
- 791 Right front wheel / tire
- 792 Left rear wheel / tire
- 793 Right rear wheel / tire
- 798 Other wheel / tire (specify): _____
- 799 Unknown wheel / tire

Undercarriage components

- 800 Front cross member
- 801 Steering assembly/Front suspension
- 802 Oil pan
- 803 Exhaust system pipe
- 804 Transmission
- 805 Drive shaft
- 806 Catalytic converter
- 807 Muffler
- 808 Floor pan
- 809 Fuel tank
- 810 Rear suspension
- 818 Other undercarriage component
(specify): _____
- 819 Unknown undercarriage component

Accessories

- 820 Air scoop, deflector
- 821 Cellular or CB radio antenna
- 822 Emergency lights or bar
- 823 Fog lights
- 824 Luggage, ski, or bike rack
- 825 Cargo (specify): _____
- 826 Spare tire
- 827 Spotlight
- 828 Other accessory (specify): _____

Other Object or Vehicle in Environment

- 947 Ground
- 948 Other object (specify): _____
- 949 Unknown object in environment
- 959 Unknown object on contacting vehicle
- 997 Noncontact injury source
- 999 Unknown injury source

POINTS OF PEDESTRIAN CONTACT								
PEDESTRIAN CONTACT WORKSHEET								
CONTACT ID LABEL	COMPONENT CONTACTED	LONGITUDINAL LOCATION (X)	LATERAL LOCATION (Y)	CRUSH IN CENTIMETERS	SUSPECTED BODY REGION	SUPPORTING PHYSICAL EVIDENCE	CONFIDENCE LEVEL OF CONTACT POINT (Circle)	SEQUENCE #
4	Bumper	98 to 110	26	0	Legs	Pants	2 3 9	1
2	"	98 to 110	0	0	together	Streak	1 2 3 9	1
J	Spoke	118	10	0	Shoes	swirled scuff	1 2 3 9	2
a	Grill	93	12	0	Leg	Pants Streak	1 2 3 9	3
R	Grill	74	38	1	Upper Leg	Large smudge	1 2 3 9	4
L	Grill	72	38	1	Leg	smudge cracked	1 2 3 9	4
I	Hood Fire Eye Glass	62	25	1	Hip	smudged scuff	1 2 3 9	5
S	Hood	53	43	0	Hip	smudge	1 2 3 9	6
N	Edge	52	22	2	Stomach	brush dent	1 2 3 9	6
U	Hood	36	18	0	?	scratch	1 2 3 9	7
b	Hood	32	4	0 < 1	Body?	small dent	1 2 3 9	8
M	Hood	12	25	0 < 1	Arm	small dent	1 2 3 9	9
K	Hood	27	0	0 < 1	Mix Body	small dent	1 2 3 9	10
A	Hood	12	0	0	Arms	wide smudge	1 2 3 9	11
H	Hood	-23	-1	0	Upper body	streak	1 2 3 9	12
D	Hood	-37	17	1	Shoulder	(Large dent)	1 2 3 9	13
8	wiper	-54	0	0	Head	Broken	1 2 3 9	14
6	windshield	-80	-3	0	Head	Key driver Approximate	1 2 3 9	15
G	Cowl	-44	-16	0 < 1	Arm	smudge	1 2 3 9	16
D	Hood	-24	-19	0 < 1		dent/streak	1 2 3 9	16
P	Hood	31	-10	0	Sitting Body	Scratch	1 2 3 9	17
T	Hood	59	-9	0	Upper	Scratch	1 2 3 9	17
							1 2 3 9	
E	windshield	-27	-24	scratch	?	scratched from wiper blade	1 2 3 9	14
9	Bumper	110	-53	0	?	Red smudge	1 2 3 9	

Pass
Red
Scor

POINTS OF PEDESTRIAN CONTACT								
PEDESTRIAN CONTACT WORKSHEET								
CONTACT ID LABEL	COMPONENT CONTACTED	LONGITUDINAL LOCATION (X)	LATERAL LOCATION (Y)	CRUSH IN CENTIMETERS	SUSPECTED BODY REGION	SUPPORTING PHYSICAL EVIDENCE	CONFIDENCE LEVEL OF CONTACT POINT (Circle)	SEQUENCE #
4	Bumper	I-69	+26	0	Leg	Pants	1 2 3 9	1
2	Bumper	" "	0	0	together	Pants	1 2 3 9	1
a	Bull	I-69	+12	0	Leg	Pants Strain	1 2 3 9	3
R	Skid	I-88	+38	1	Upper	Large smudge	1 2 3 9	4
L	Skid	I-90	+8	1	Legs	Small smudge	1 2 3 9	4
J	Spoke	I-44	+10	0	Shoe	Footstuff	1 2 3 9	2
1	Hood Edge Fiber Glass	I-100	+25	1	Hip		1 2 3 9	5
S	Hood Edge	53	53	0	Hip	Smudge	1 2 3 9	6
N	Hood Edge	52	22	2	Hip		1 2 3 9	6
u	Hood	36	18	0	Scratch		1 2 3 9	7
b	Hood	32	4	0.5		Small Dent	1 2 3 9	8
K	Hood	27	0	0.5		Small Dent	1 2 3 9	9
A	Hood	12	0	0	Arm	Wide smudge	1 2 3 9	10
H	Hood	-23	-1	0	Hand	Smear sweat	1 2 3 9	10
Q	Hood	-32	17	1	Shoulder	Large Dab	1 2 3 9	11
8	Wiper	-54	0		Head	Burbs	1 2 3 9	12
6	Windshield	I-102	-3	0	Head	Per. Power	1 2 3 9	13
Q	Coil	-44	-16	0.1	Arm	Smudge	1 2 3 9	
D	Hood	-24	-19	0.1	Arm	Smudge	1 2 3 9	
P	Hood	31	-10	0	Shoes	Scratch	1 2 3 9	
T	Hood Edge	59	-9	0	Shoes	Scratch	1 2 3 9	
E	Windshield	I-87	-24			Scratch marks from wiper	1 2 3 9	
						mark	1 2 3 9	
							1 2 3 9	
							1 2 3 9	

VEHICLE DIMENSIONS

4. Original Wheelbase 258
 _____ Code to the nearest centimeter
 (999) Unknown

101 4 inches X 2.54 = _____ centimeters

5. Original Average Track Width 999
 _____ Code to the nearest centimeter
 (185) 185 centimeters or more
 (999) Unknown

N/A inches X 2.54 = _____ centimeters

6. Hood Material 3
 (1) Plastic
 (2) Fiberglass
 (3) Steel
 (4) Aluminum
 (5) Stainless Steel
 (8) Other (specify): _____
 (9) Unknown

7. Hood Original 1
 Equipment Manufacturer (OEM)
 (1) OEM factory installed hood
 (2) OEM replacement
 (3) Non-OEM replacement
 (9) Unknown

8. Hood Length 094
 _____ Code to the nearest centimeter
 (180) 180 centimeters or more
 (999) Unknown

_____ inches X 2.54 = _____ centimeter

9. Hood Width Forward Opening 138
 _____ Code to the nearest centimeter
 (210) 210 centimeters or more
 (999) Unknown

_____ inches X 2.54 = _____ centimeters

10. Hood Width Midway 143
 _____ Code to the nearest centimeter
 (210) 210 centimeters or more
 (999) Unknown

_____ inches X 2.54 = _____ centimeters

11. Hood Width Rear Opening 148
 _____ Code to the nearest centimeter
 (210) 210 centimeters or more
 (999) Unknown

_____ inches X 2.54 = _____ centimeters

12. Hood/Fender Vertical/Lateral Crush From Pedestrian 2
 (0) Not damaged
 (1) Surface scratching only, no residual crush
 (2) Minor crush (1-3 centimeters)
 (3) Moderate crush (4-7 centimeters)
 (4) Severe crush (>7 centimeters)
 (8) Damage present, unknown if damage is from pedestrian impact
 (9) Unknown

13. Windshield Contact Damage From Pedestrian Contact 1
 (0) Not contacted by pedestrian
 (1) Contacted by pedestrian - not damaged
 (2) Contacted by pedestrian - damaged
 (3) Unknown if contacted by pedestrian - not damaged
 (4) Unknown if contacted by pedestrian - damaged
 (9) Unknown if contacted by pedestrian - unknown if damaged

FRONT CONTACT DAMAGE

Front Vertical Measurements

14. Front Bumper Cover Material 4
 (0) No front contact
 (1) Plastic
 (2) Fiberglass
 (3) Rubber
 (4) Other (specify): Steel
 (9) Unknown

15. Front Bumper Reinforcement Material 1
 (0) No front contact
 (1) Steel
 (2) Aluminum
 (3) Stainless Steel
 (4) Other (specify): _____
 (9) Unknown

16. Front Bumper-Bottom Height 051
 _____ Code to the nearest centimeter
 (000) No front contact
 (150) 150 centimeters or more
 (999) Unknown

_____ inches X 2.54 = _____ centimeters

17. Front Bumper-Top Height 064
 _____ Code to the
 nearest centimeter
 (000) No front contact
 (150) 150 centimeters or more
 (999) Unknown

_____ inches X 2.54 = _____ centimeters

18. Forward Hood Opening 094
 _____ Code to the
 nearest centimeter
 (000) No front contact
 (200) 200 centimeters or more
 (999) Unknown

_____ inches X 2.54 = _____ centimeters

19. Front Bumper Lead 06
 (00) No front contact
 _____ Code to the
 nearest centimeter
 (30) 30 centimeters or more
 (99) Unknown

_____ inches X 2.54 = _____ centimeters

23. Ground to Base of Windshield 216
 _____ Code to the
 nearest centimeter
 (000) No front contact
 (400) 400 centimeters or more
 (999) Unknown

_____ inches X 2.54 = _____ centimeters

24. Ground to Top of Windshield 275
 _____ Code to the
 nearest centimeter
 (000) No front contact
 (500) 500 centimeters or more
 (999) Unknown

_____ inches X 2.54 = _____ centimeters

25. Ground To Head Contact 200
 _____ Code to the
 nearest centimeter
 (000) No front contact
 (400) 400 centimeters or more
 (998) No head contact
 (999) Unknown

_____ inches X 2.54 = _____ centimeters

Front Wrap Distance Measurements

20. Ground to Forward Hood Opening 107
 _____ Code to the
 nearest centimeter
 (000) No front contact
 (200) 200 centimeters or more
 (999) Unknown

_____ inches X 2.54 = _____ centimeters

21. Ground to Front/Top Transition Point 104
 _____ Code to the
 nearest centimeter
 (000) No front contact
 (180) 180 centimeters or more
 (999) Unknown

_____ inches X 2.54 = _____ centimeters

22. Ground to Rear Hood Opening 201
 _____ Code to the
 nearest centimeter
 (000) No front contact
 (400) 400 centimeters or more
 (999) Unknown

_____ inches X 2.54 = _____ centimeters

SIDE CONTACT DAMAGE

Side Vertical Measurements

26. Ground Clearance 000
 _____ Code to the
 nearest centimeter
 (000) No side contact
 (150) 150 centimeters or more
 (999) Unknown

_____ inches X 2.54 = _____ centimeters

27. Side Bumper-Bottom Height 000
 _____ Code to the
 nearest centimeter
 (000) No side contact
 (150) 150 centimeters or more
 (999) Unknown

_____ inches X 2.54 = _____ centimeters

28. Side Bumper-Top Height 000
 _____ Code to the
 nearest centimeter
 (000) No side contact
 (150) 150 centimeters or more
 (999) Unknown

_____ inches X 2.54 = _____ centimeters

29. Centerline of Wheel
 _____ Code to the
 nearest centimeter
 (000) No side contact
 (150) 150 centimeters or more
 (999) Unknown

_____ inches X 2.54 = _____ centimeters

000

30. Top of Tire
 _____ Code to the
 nearest centimeter
 (000) No side contact
 (200) 200 centimeters or more
 (999) Unknown

_____ inches X 2.54 = _____ centimeters

000

31. Top of Wheel Well Opening
 _____ Code to the
 nearest centimeter
 (000) No side contact
 (250) 250 centimeters or more
 (999) Unknown

_____ inches X 2.54 = _____ centimeters

000

32. Bottom of A-Pillar at Windshield
 _____ Code to the
 nearest centimeter
 (000) No side contact
 (250) 250 centimeters or more
 (999) Unknown

_____ inches X 2.54 = _____ centimeters

000

33. Top of A-Pillar at Windshield
 _____ Code to the
 nearest centimeter
 (000) No side contact
 (300) 300 centimeters or more
 (999) Unknown

_____ inches X 2.54 = _____ centimeters

000

34. Top of Side View Mirror
 _____ Code to the
 nearest centimeter
 (000) No side contact
 (300) 300 centimeters or more
 (999) Unknown

_____ inches X 2.54 = _____ centimeters

000

Side Lateral Measurements

35. Centerline to A-Pillar
 at Bottom of Windshield
 (000) No side contact
 _____ Code to the
 nearest centimeter
 (250) 250 centimeters or more
 (999) Unknown

_____ inches X 2.54 = _____ centimeters

000

36. Centerline to A-Pillar
 at Top of Windshield
 _____ Code to the
 nearest centimeter
 (000) No side contact
 (250) 250 centimeters or more
 (999) Unknown

_____ inches X 2.54 = _____ centimeter

000

37. Centerline to Maximum Side
 View Mirror Protrusion
 _____ Code to the
 nearest centimeter
 (000) No side contact
 (300) 300 centimeters or more
 (999) Unknown

_____ inches X 2.54 = _____ centimeter

000

Side Wrap Distance Measurements

38. Ground to Side/Top Transition
 _____ Code to the
 nearest centimeter
 (000) No side contact
 (400) 400 centimeters or more
 (999) Unknown

_____ inches X 2.54 = _____ centimeters

000

39. Ground to Hood Edge
 _____ Code to the
 nearest centimeter
 (000) No side contact
 (500) 500 centimeters or more
 (999) Unknown

_____ inches X 2.54 = _____ centimeters

000

40. Ground to Centerline of Hood

000

Code to the nearest centimeter

- (000) No side contact
- (700) 700 centimeters or more
- (999) Unknown

_____ inches X 2.54 = _____ centimeters

41. Ground to Head Contact

000

Code to the nearest centimeter

- (000) No side contact
- (800) 800 centimeters or more
- (998) No head contact
- (999) Unknown

_____ inches X 2.54 = _____ centimeters

Final

82628P0000001 969.0400000000000119440100001 96 96 97 9600000000
000000000000000001
82628P00010012 969.04100000000000111F72000
82628P00010021 9.04 000000000461188541001541031201300130101021300033199990
12400000000008
82628P00010131 9.04 00000000038526022270311355
82628P00010231 9.04 00000000038528003670311355
82628P00010331 9.04 00000000032902021777011234
82628P00010431 9.04 00000000036502042677011234
82628P00010531 9.04 00000000032906021777411533
82628P00010631 9.04 00000000032906021277411533
82628P00010731 9.04 00000000036902021794711000
82628P00010831 9.04 00000000036902021894711000
82628P01000041 9.04 0000000009502404141J4FJ68S0SI 0440480960014500000
51110180033201613120032
82628P01000051 9.04 000000000258999310941381431482141051064094061071042012
62752000
82628P9999999900
00000000000000

PSUB2
CASE 628P
CURRENT VERSION: 9.04

ERROR SUMMARY SCREEN
PEDESTRIAN STUDY

97

FORM NAME	NUMBER OF DOLLAR SIGNS	NUMBER OF LEVEL 1 ERRORS	NUMBER OF LEVEL 2 ERRORS	VERSION NUMBER CONSISTENT
Pedestrian Accident	0	0	0	Y
Pedestrian Assessment	0	0	0	Y
Pedestrian Injury	0	0	0	Y
Pedestrian General Vehicle	0	0	0	Y
Pedestrian Exterior Vehicle	0	0	0	Y
Total Inter Errors		0	0	
Total Case Errors	0	0	0	